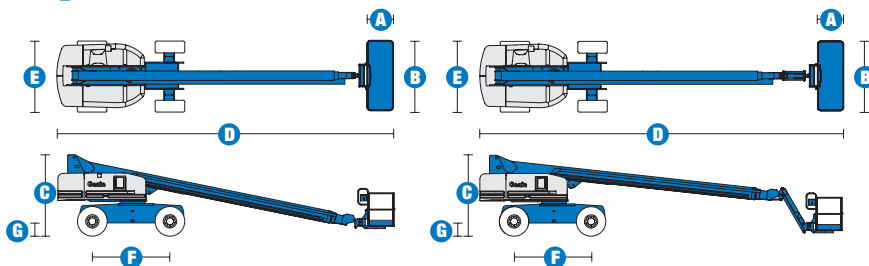


SELF-PROPELLED TELESCOPIC BOOMS

S™-80 & S™-85

Specifications



MODELS	S™-80		S™-85	
MEASUREMENTS	Metric	US	Metric	US
Working height max*	26.40 m	86 ft	27.90 m	91 ft
Platform height max	24.40 m	80 ft	25.90 m	85 ft
Horizontal reach max	22.07 m	72 ft 5 in	23.60 m	77 ft 5 in
Below ground reach	3.05 m	10 ft	4.19 m	13 ft 9 in
A Platform length - 6 ft model	76 cm	2 ft 6 in	76 cm	2 ft 6 in
Platform length - 8 ft model	91 cm	3 ft	91 cm	3 ft
B Platform width - 6 ft model	1.83 m	6 ft	1.83 m	6 ft
Platform width - 8 ft model	2.44 m	8 ft	2.44 m	8 ft
C Height - stowed	2.80 m	9 ft 2 in	2.80 m	9 ft 2 in
D Length - stowed	11.35 m	37 ft 3 in	12.37 m	40 ft 7 in
Length - transport (jib tucked under)			10.67 m	35 ft
E Width - axles retracted	2.44 m	8 ft	2.44 m	8 ft
Width - axles extended	3.07 m	10 ft 1 in	3.07 m	10 ft 1 in
F Wheelbase	2.74 m	9 ft	2.74 m	9 ft
G Ground clearance - centre	43 cm	1 ft 5 in	43 cm	1 ft 5 in

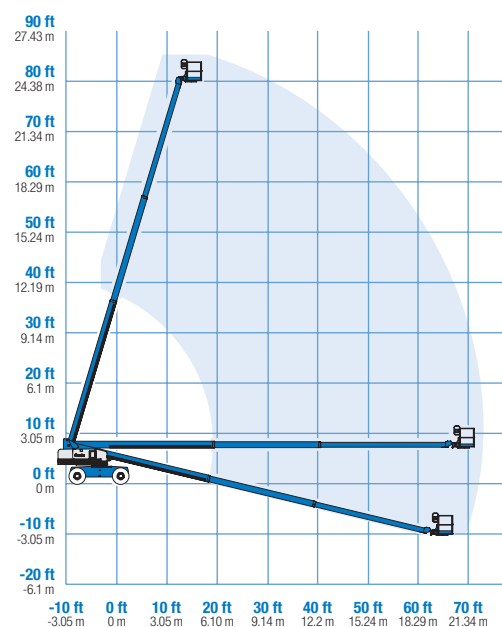
PRODUCTIVITY				
Lift capacity - 6 ft platform	272 kg	600 lbs	227 kg	500 lbs
Lift capacity - 8 ft platform	227 kg	500 lbs	227 kg	500 lbs
Platform rotation	160°	160°	160°	160°
Turntable rotation	360° continuous	360° continuous	360° continuous	360° continuous
Turntable tailswing - axle retracted	1.42 m	4 ft 8 in	1.42 m	4 ft 8 in
Turntable tailswing - axle extended	1.12 m	3 ft 8 in	1.12 m	3 ft 8 in
Drive speed - stowed	5.6 km/h	3.5 mph	5.6 km/h	3.5 mph
Drive speed - raised/extended	1.1 km/h	0.68 mph	1.1 km/h	0.68 mph
Gradeability** - stowed 2WD	30%	30%	30%	30%
Gradeability** - stowed 4WD	45%	45%	45%	45%
Turning radius - axle extended: inside	3.25 m	10 ft 8 in	3.25 m	10 ft 8 in
outside	7.01 m	23 ft	7.01 m	23 ft
Controls	12 V DC proportional		12 V DC proportional	
Tyres - RT lug	385/65 D22.5		385/65 D22.5	

POWER				
Power source	Deutz BF4L 2011 4 cylinder diesel 78 hp (58.1 kW) Perkins 804C-33 4 cylinder diesel 63 hp (50 kW)			
Auxiliary power unit	12 V DC	12 V DC	12 V DC	12 V DC
Hydraulic tank capacity	170 L	45 gal	170 L	45 gal
Fuel tank capacity	125 L	33 gal	125 L	33 gal

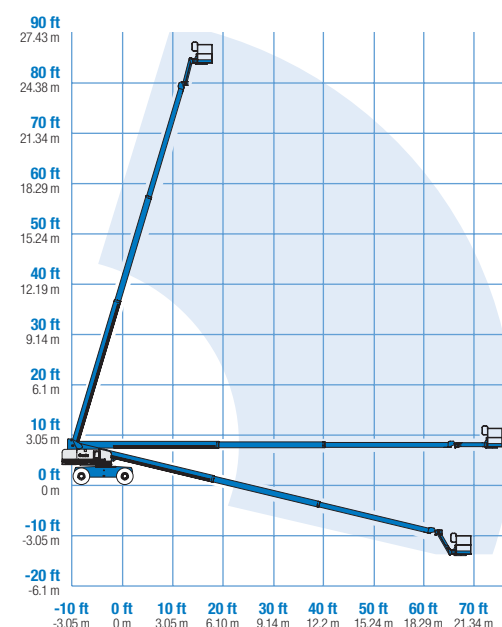
WEIGHT***				
2WD	15,073 kg	33,230 lbs	16,198 kg	35,710 lbs
4WD	15,141 kg	33,380 lbs	16,266 kg	35,860 lbs

STANDARDS COMPLIANCE CE EN280, PB-10-611-03

RANGE OF MOTION S™-80



RANGE OF MOTION S™-85



* The metric equivalent of working height adds 2 m to platform height. U.S. adds 6 ft to platform height.
** Gradeability applies to driving on slopes. See operator's manual for details regarding slope ratings.
*** Weight will vary depending on options and/or country standards.